



COLORS & COATINGS


Commercial & Industrial Market Insulated Metal Panels

All Metl-Span colors are formulated to provide premium energy efficient solar reflectivity.

STANDARD I EXTERIOR COLORS

STANDARD II EXTERIOR COLORS

Full-Strength 70% PVDF Fluoropolymer Coating



POLAR WHITE★
E: 0.87 SRI: 85



SANDSTONE★
E: 0.87 SRI: 60



ALMOND★
E: 0.87 SRI: 66



BROWNSTONE★
E: 0.87 SRI: 48



REGAL GRAY★
E: 0.87 SRI: 53

PREMIUM I EXTERIOR COLORS

Full-Strength 70% PVDF Fluoropolymer Coating



HARBOR BLUE★
E: 0.86 SRI: 27



PACIFIC BLUE★
E: 0.86 SRI: 25



AEGEAN BLUE★
E: 0.86 SRI: 26



TAHOE BLUE
E: 0.86 SRI: 27



REGAL BLUE
E: 0.86 SRI: 25



SPRUCE★
E: 0.87 SRI: 35



NATURAL PATINA★
E: 0.87 SRI: 41



HEMLOCK GREEN
E: 0.86 SRI: 27



CLASSIC GREEN★
E: 0.86 SRI: 24



HUNTER GREEN★
E: 0.87 SRI: 27



LEAF GREEN
E: 0.87 SRI: 27



MEDIUM BRONZE★
E: 0.87 SRI: 31



SLATE GRAY
E: 0.87 SRI: 35



TUNDRA★
E: 0.87 SRI: 45



SMOKE GRAY
E: 0.87 SRI: 48



WEATHERED COPPER
E: 0.87 SRI: 32



PEWTER
E: 0.87 SRI: 36



ZINC GRAY
E: 0.87 SRI: 31



TERRACOTTA★
E: 0.87 SRI: 32




COLONIAL RED★
E: 0.86 SRI: 27

PREMIUM I EXTERIOR COLORS CONT.

Full-Strength 70% PVDF Fluoropolymer Coating



BRITE RED★
E: 0.86 SRI: 30



SNOW WHITE★
E: 0.86 SRI: 68

PREMIUM II METALLIC & PEARLESCENT EXTERIOR COLORS

Full-Strength 70% PVDF Fluoropolymer Coating



WEATHERED ZINC★
E: 0.87 SRI: 29



DARK GRAY METALLIC
E: 0.83 SRI: 34



BREAKWATER
E: 0.81 SRI: 29



SEA FOAM
E: 0.82 SRI: 46



ANTIQUE PATINA
E: 0.86 SRI: 38



ROSALIND
E: 0.85 SRI: 40



SANDSTONE METALLIC
E: 0.86 SRI: 42



SANDSTORM METALLIC
E: 0.86 SRI: 43



ASTI
E: 0.80 SRI: 44



NATURAL SUEDE
E: 0.85 SRI: 50



CHAMPAGNE★
E: 0.87 SRI: 36



AUTUMNWOOD
E: 0.85 SRI: 36



SILVER METALLIC★
E: 0.78 SRI: 53



PREWEATHERED GALVALUME®
E: 0.83 SRI: 42



SILVERSMITH★
E: 0.80 SRI: 54



METALLIC FUSION
E: 0.86 SRI: 33




COPPER METALLIC
E: 0.85 SRI: 44



EARTH GOLD■★
E: 0.88 SRI: 65



METALLIC BEIGE
E: 0.87 SRI: 57



PEARL WHITE■★
E: 0.80 SRI: 54

Metallic paint finishes have inherent characteristics exhibiting color shift, shade variances, striations and longitudinal patterning that are not a product defect or cause for rejection.


■ Requires a 3 coat color.

PREMIUM III WEATHERED METAL


Full-Strength 70% PVDF Fluoropolymer Coating




COPPER-TEN™ RAW*
E: 0.88 SRI: 51



COPPER-TEN™ ROBUST*
E: 0.88 SRI: 50



COR-TEN AZP® RAW*
E: 0.89 SRI: 34



COR-TEN AZP® ROBUST*
E: 0.85 SRI: 32



GALV-TEN™ RAW*
E: 0.84 SRI: 55



GALV-TEN™ ROBUST*
E: 0.86 SRI: 60



★ENERGY STAR® Qualified

AURORA™ COLORS

Kameleon® Full-Strength 70% PVDF Fluoropolymer Coating

Aurora colors are a pearlescent coating that provides a distinctive prismatic appearance when viewed from different orientations and in varying lighting conditions. This innovative and multicolored system incorporates mica flakes to create a vibrant iridescent look.



FADING ROSE
E: 0.88 SRI: 34



LAVENDER ESSENCE
E: 0.88 SRI: 24



SEA MINT
E: 0.87 SRI: 44



COPPER FAIRWAY
E: 0.88 SRI: 27



ELECTRIC SKY
E: 0.88 SRI: 36

TUFF COTE® EXTERIOR COLORS

Tuff Cote® Fiber-Reinforced Polymer Coating – for Tuff Wall® or Tuff-Cast™ Panels only



TEXTURED WHITE
E: 0.86 SRI: 77



WARM LIMESTONE
E: 0.87 SRI: 51




LIGHT STONE ■
E: 0.84 SRI: 56



MEDIUM BEIGE
E: 0.88 SRI: 40



SURREY BEIGE
E: 0.88 SRI: 34




ANTIQUE BRONZE
E: 0.87 SRI: 24



LIGHT GRAY
E: 0.87 SRI: 36

POLYESTER EXTERIOR COLOR


Igloo White is the standard interior color for all panels



IGLOO WHITE
E: 0.87 SRI: 77

STANDARD WEATHERXL® EXTERIOR COLORS

Siliconized Polyester



WINTER WHITE ★
E: 0.86 SRI: 71



LIGHT STONE ■ ★
E: 0.86 SRI: 57



ASH GRAY ★
E: 0.86 SRI: 45

■ Light Stone SP does not match the Light Stone Tuff Cote® color offering

PREMIUM WEATHERXL® EXTERIOR COLORS

Siliconized Polyester



SOLAR WHITE★
E: 0.85 SRI: 76



CRIMSON RED★
E: 0.86 SRI: 26



RUSTIC RED★
E: 0.86 SRI: 33



HAWAIIAN BLUE★
E: 0.86 SRI: 27



FERN GREEN★**
E: 0.86 SRI: 29



BURNISHED SLATE★
E: 0.86 SRI: 25



CHARCOAL GRAY★
E: 0.86 SRI: 30



KOKO BROWN★
E: 0.86 SRI: 29




DESERT SAND★
E: 0.87 SRI: 39




SADDLE TAN★
E: 0.86 SRI: 45

COLOR SYSTEMS



Fluropon®, WeatherXL® and 2-Coat Color Systems:


1. 0.75 mil nominal Top Color Coat
2. 0.25 mil nominal Primer
3. Metal Substrate



Polyester Color Systems:


1. 0.75 mil nominal Top Color Coat
2. 0.25 mil nominal Primer
3. Metal Substrate

* Only available on an AZ-50 substrate



3-Coat Color System:

1. 0.50 mil nominal PVDF Clear Coat
2. 0.75 mil nominal PVDF Top Color Coat
3. 0.25 mil nominal Primer
4. Metal Substrate



Kameleon® Color Systems:

1. 0.80 mil nominal PVDF Top Color Coat
2. 0.50 mil nominal PVDF Base Color Coat
3. 0.25 mil nominal Primer
4. Metal Substrate

For color suitability, testing codes data and pricing, contact your local representative or visit metlspan.com for more information.

Pricing varies depending on colors, quantity and gauge. All colors shown are approximate to actual finish colors.

Color warranties vary based upon color. Contact Metl-Span for full warranty information.

Descriptions and specifications contained herein were in effect at the time this publication was approved for printing. In a continuing effort to refine and improve products, Metl-Span reserves the right to discontinue products at any time or change specifications and/or designs without incurring obligation. To ensure you have the latest information available, please inquire or visit our website at metlspan.com.